


## MechaTron® – Simply Well-Fed.



MechaTron® – The Modular Feed System  
With Integrated Measuring, Control, and Supervisory Electronics

# MechaTron®

The feed system for any bulk solid



Looking for a partner for planning and realizing your feed system? The answer is: Schenck Process – a company that has made a name for itself by designing and supplying state-of-the-art weighing, feeding, and screening systems. With our MechaTron® feed system, we are successfully represented in the marketplace. The MechaTron® is designed to feed bulk solids of all kinds, e.g. powders, granules, pellets, chips, and fibers.

Volumetric or gravimetric – thanks to its modular construction and versatile combinations, all types of feed applications can be realized in the feed rate range from 0.2 dm<sup>3</sup>/hr to 32 m<sup>3</sup>/hr using one system. The MechaTron® is used in the chemical, plastics, fertilizer, detergent, cement, pharmaceutical, and food industries.

## **MechaTron® – The feed system for any bulk solid:**

- ❖ Volumetric, gravimetric
- ❖ Powders, grits, granules, pellets, chips, and fibers
- ❖ Free-flowing, slightly sluggish, sluggish, and sticky
- ❖ 0.2 dm<sup>3</sup>/hr to 32 m<sup>3</sup>/hr
- ❖ Easy integration into the production process
- ❖ High feed accuracy – better than ±0.5 %
- ❖ High feed constancy – better than ±0.5 %


## **Coni-Flex® or Coni-Steel®? Two Variants for Different Requirements:**

### **Coni-Flex® – with flexible wall and external agitation system**

For the feeding of slightly sluggish to sluggish materials. The special geometry of the flexible feed hopper ensures safe and accurate feeding without bridging and build-ups. This hopper geometry is patent-pending.

### **Coni-Steel® – with vertical agitator**

For difficult-to-feed materials. The agitator passes over the entire internal hopper surface and ensures safe and accurate feeding of extremely critical materials.



# MechaTron® Series



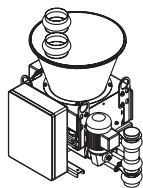
## Choose as you please.

Depending on the feed rate, you can select 4 different series for the ranges from 0.2 dm<sup>3</sup>/hr to 32 m<sup>3</sup>/hr for use in volumetric and gravimetric applications either as Coni-Flex® or Coni-Steel® variant.

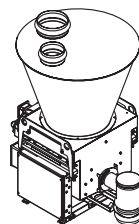
**Small Range:**  
Feed rates  
min./max.:  
0.2 to 22 dm<sup>3</sup>/hr



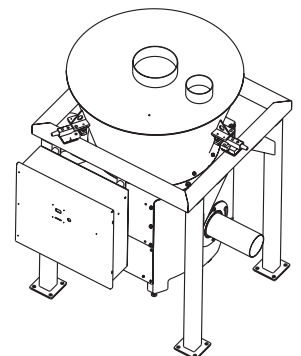
**Low Range:**  
Feed rates  
min./max.:  
0.4 to 1,500 dm<sup>3</sup>/hr



**Mid Range:**  
Feed rates  
min./max.:  
4 to 10,000 dm<sup>3</sup>/hr




**High Range:**  
Feed rates  
min./max.:  
36 to 32,000 dm<sup>3</sup>/hr



0.2 0.4 4 22 36 1,500 10,000 32,000





## We are testing for you!

Difficult-to-feed materials or new applications? Upon request, we will test your bulk solids in our test field, for you to be sure that our feed systems operate perfectly. Put our science to work for you.

Evaluation electronics and control in the Schenck Process test field.

## The Right Discharge Unit For Any Material

The MechaTron® offers the right discharge unit for any feed duty. Single and twin screws as well as vibro feeders are available.




**Single discharge** units are used for free-flowing to slightly sluggish materials. Thanks to the simple and rugged design of bearing, sealing and coupling, the single screw feeder is less costly than the twin-screw feeder and suffices for most applications.



**Single discharge** units are offered in the form of screws and spirals.

**Twin-type discharge** units are used for sluggish materials. This variant is reserved for use in conjunction with the Coni-Steel® variant and the vertical agitator. A distinctive advantage of the twin-screw is the self-cleaning effect and the low pulsation at low speeds of the discharge unit.



**Vibro feeders** for granules, grits, pellets, chips, and fibers are designed for big setting ranges at the highest feed constancy.



## Quick and Easy Material Change.

The MechaTron® enables the contact parts to be removed and mounted from the non-process side for material change and cleaning, thus minimizing downtimes and reducing operating costs.



**Swivelling motor**

### **MechaTron® – Coni-Flex®**

The discharge unit motor assembly can be swivelled around an axle located parallel to the feed screw. When the motor is swivelled out of its operating position, discharge unit, shaft sealing and feed hopper can be accessed with utmost ease. A single operator can remove feed screw and hopper with few movements.



**Removing screw**



**Removing feed hopper**

The feed hopper can easily be removed with no need to dismount the extension hopper.





**Swivelling motor**

### **MechaTron® – Coni-Steel®**


The vertical agitator is split. The feed hopper can easily be removed with no need to dismantle the complete agitation system. So the system leaves scope for individual planning since the precious headroom can be optimally used.



**Removing screw**



**Removing feed hopper**



## **MechaTron® – Electronics Integrated.**

With the MechaTron® feed systems, the electronics including the DISOCONT® measuring and control system are incorporated into the mechanical system.

- ❖ Small size
- ❖ Reduced cabling
- ❖ Lower prime costs
- ❖ Easy servicing
- ❖ Electronics and mechanics form a unit and can easily be integrated into the production process.
- ❖ No separate electrical enclosure is required.
- ❖ Cabling is minimized.
- ❖ Overall costs are considerably reduced.

For more selective applications (e.g. hazardous areas) or if the INTECONT® PLUS measuring and control system is employed, the electronics can be mounted in an electrical enclosure in conventional technique.

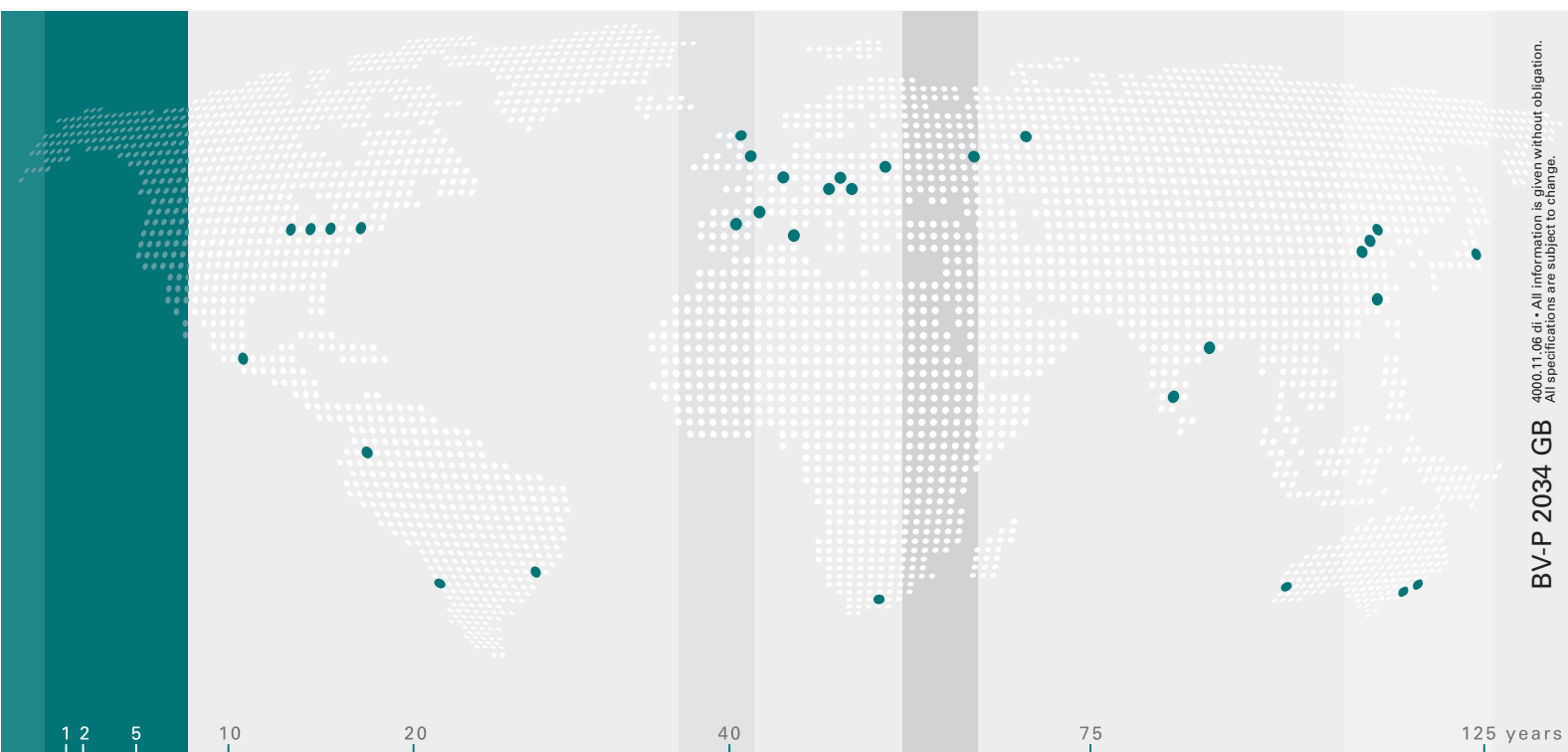


weighing

feeding

measuring

automation



BV-P 2034 GB 4000.11.06 dt • All information is given without obligation. All specifications are subject to change.

Schenck Process is the global market leader of solutions in measuring and process technologies in industrial weighing, feeding, measuring and automation.

Schenck Process develops, manufactures and markets a full range of solutions, products and turnkey systems on the basis of combining process engineering expertise, reliable components and field-proven technology.

Schenck Process GmbH  
 Pallaswiesenstr. 100  
 64293 Darmstadt, Germany  
 T +49 61 51-32 11 19  
 light@schenckprocess.com  
 www.schenckprocess.com

we make processes work